


36

3611

RAST 5 connectors, pitch 5.0 mm



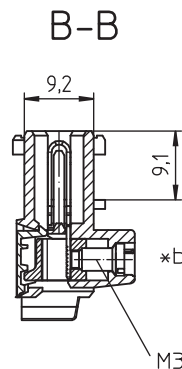
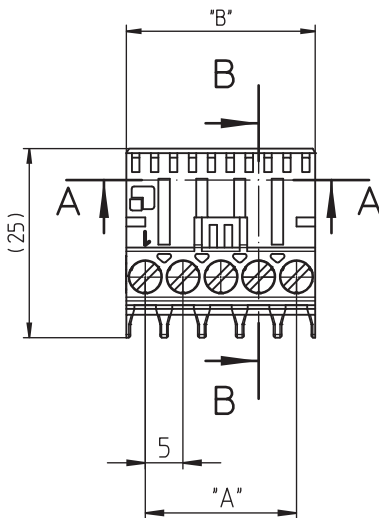
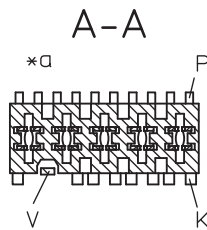
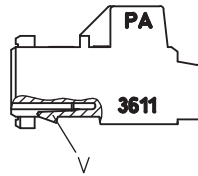
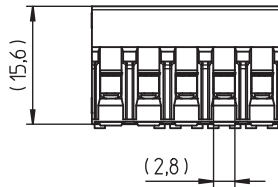
RAST 5 connector for indirect mating, with screw terminal, with lift clamp with protection against misplacing, with interior locking, consecutive placement without loss of pitch

Approvals:



36

3611



*a K = keying
P = positioning
V = lock

*b all screw clamps of the connector to be tightened with the indicated torque

Environmental conditions

Temperature range -40 °C/+125 °C – 3611
-40 °C/+130 °C – 3611 M08¹


¹ upper limit temperature (insulating body) RTI (electrical) of the UL Yellow Card

Materials

Insulating body PA, V-2 according to UL94 – 3611
PA, V-2 according to UL94 – 3611 M08¹
Contact spring CuSn, tin-plated
Clamp CuZn, nickel-plated
Screw steel, zinc-plated and chromatiert

¹ M08: component glow wire resistant (GWT 750 °C), testing acc. to IEC 60695-2-11, assessment acc. to IEC 60335-1 (flame < 2 s)

Mechanical data

Mating with tab contact 6.3 mm x 0.8 mm according to DIN 46244
Insertion force/contact ≤ 4,0 N
Withdrawal force/contact ≥ 1,0 N
Tightening torque screw 0,5 Nm
Keying proposals at www.lumberg.com 

Connectable conductors for screw clamp

Section stranded wire 0,14–2,5 mm² (AWG 26–14)
Section stranded wire with ferrule 0,25–2,5 mm² (AWG 24–14)
Section solid wire 0,14–4,0 mm² (AWG 26–12)
Stripping length 8 ± 1 mm

Electrical data (at T_{amb} 20 °C)

Contact resistance ≤ 5 mΩ
Rated current 10 A (T_{amb} 70 °C)
Rated voltage 300 V/250 V (VDE, cULus)
Material group I (IEC)/0 (UL) (CTI ≥ 600) – 3611
IIIa (IEC)/2 (UL) (CTI ≥ 250) – 3611 M08
Creepage distance 3,4 mm
Clearance 3,4 mm
Insulation resistance > 10 GΩ

Associated products

Counterparts

3618	3618-1	3618-2
3618-3	361899	361899-1
361899-2	361899-3	3641
364199	3642	364299
3643	364399	3644
364499	3645	364599
3647	3648	3649
3671	367199	3672
367299	3673	367399
3674	367499	3676
3677	3678	3679
3680	3683	

Harnessing equipment

[HZ3611-K](#)

36

3611

Designation	Pole Number	PU (Pieces)	MDQ (Pieces)	Dimensions	
				A (mm)	B (mm)
3611 02	2	400	2000	5	9.9
3611 03	3	400	2000	10	14.9
3611 04	4	200	1000	15	19.9
3611 05	5	200	1000	20	24.9
3611 06	6	200	1000	25	29.9
3611 07	7	100	1000	30	34.9

Designation to be completed by further details (e.g. for keying, color or material options).

Packaging:

in bulk, in a cardboard box